

Welcome to Early Years at Walsh Memorial CE Infants.



Our Aim

To help you gain a better understanding of your child's first few weeks at school and welcome you to our school family.

Here are your Teachers in Gold Class.

Hello I am Mrs Collett, and I will be your Teacher Monday, Tuesday, Thursday and Friday.



Hello I am Mrs Cook, and I will be your Teacher on Wednesday.



Hello I am Mrs Callan , and I will be your Teaching Assistant, everyday.



Hello I am Mrs Johnson, and I will work with you during the week.



Hello I am Mrs Loftus, and I will be working in EYFS during the week.

This is Gold Classroom and outdoor area.



Here are your Teachers in Silver Class.

Hello I am Mrs Cook, and I will be your Teacher on Monday and Tuesday.



Hello I am Mrs Richards, and I will be your Teacher on Wednesday, Thursday and Friday.



Hello I am Mrs White, and I will be your Teaching Assistant everyday.




Hello I am Mrs Loftus, and I will be working in EYFS during the week.



Hello I am Mrs Johnson, and I will work with you during the week.



This is Silver Classroom and outdoor area.



Transition into School

- Nursery Visits
- Stay and Play Sessions
- Teddy Bears Picnic
- Home Visits

Summer Play Dates

Stay and Play Sessions



Teddy Bears Picnic



Home Visits




A typical day in Early Years, Gold and Silver Classes.

- Ready, Steady, Go Time and Registration.
- Children are encouraged to work independently, in small groups, and teacher led groups or individually.
- Children have a snack at the snack bar when there is a natural break in their learning.
- They have a variety of child initiated learning and teacher focused learning.
- When the children are settled in, we will group them in small groups named after colours. This is mainly for organisation and to ensure a fair mix of directed teaching time and developing their own interests during child initiated learning.
- The children have access to outdoor learning throughout the day where they can access the seven areas of learning.



Photos of a typical day



Lunchtime

- This is a picture of the hall where we will have our lunch.



- They sit with their own class, and at first, we serve the children their lunch. We encourage them to use a knife and fork and to try food if it is new to them.
- Soon they will collect their own lunch and take it to their table.

In the mornings and at home time...

- In the mornings you will enter the playground from the small gate and walk through the playground where you can say goodbye to your child. They will be met by a member of staff and taken to their classroom.
- In the classroom there will be a selection of free choice learning for your child to choose.
- Please use the same system for home time and collect your child from the gate in our garden. We finish school at 3.15pm.
- Please keep younger children close to you to keep them safe in the car park and away from the cars.

What will I need to bring everyday?

- Water Bottle
- Book Bag
- Seasonal Hat
- PE Kit (To stay in school)
- Welly Boots (To stay in school)

Please Make sure everything is labelled.

Play Time




PE

- Please bring PE kits to school in their labelled bag during their first week of school. Your child's PE kit will be kept at school on their peg.
- Please make sure if your child has earrings that you remove them on your PE day.
- If your child has long hair, please have it tied back.
- Please make sure all clothes and shoes are named – even socks!
- Please practice getting changed with your child.
- We will confirm PE days in September.



Forest School



Our Vision

Our vision is to create a safe, nurturing, Christian school community in which everyone is valued and given opportunities to flourish in every area of life.



'Let us not become weary in doing good at the proper time, we will reap a harvest if we do not give up.' *Galatians 6:9*

Flourishing together,



with God as our firm foundation.

'You are Peter and on this rock I build my Church.' *Matthew 16:18*

Promoting Positive Behaviour

- Our Golden promises are Be kind, Be Safe and Be ready – underpin our behaviour linked to our positive praise policy.
- Values – Community, Love and Perseverance
- Our Celebration Assembly every Monday celebrates children that have shown our school Values and Golden Promises.



Persistent
Penguin



Teamwork
Toucan

Getting ready for school

School readiness

- have strong social skills
- can cope emotionally with being separated from their parents
- are relatively independent in their own personal care
- have a curiosity about the world and a desire to learn

I'm Ready for School

My name is: _____

I'm ready for school because.....

Top Skills

- ☐ I enjoy responsibility jobs
- ☐ I can complete simple focused tasks
- ☐ I use numbers, counting, shape and comparison in my play
- ☐ I understand that print has meaning and can read some familiar words
- ☐ I can recognise my name and attempt to write some of the letters
- ☐ With help, I can manage my feelings and try to resolve conflicts
- ☐ I can sit still and listen in a group for a short while

These can be successfully achieved when there is strong underpinning of the Foundation and Centre skills. Return to these skills if you think your child needs further support before putting a focus on the Top Skills.

I've achieved



Foundation Skills

- ☐ I can tidy away toys and look after my belongings
- ☐ I am happy to separate from people important to me
- ☐ I have a good bedtime routine and plenty of energy for learning
- ☐ I bounce back and try again when things don't go right the first time
- ☐ I can manage simple clothing, fastenings and openings on my school bag
- ☐ I like making my own creations and have pride in my achievements
- ☐ I can listen to others
- ☐ I can concentrate for long periods on things I'm interested in
- ☐ I can ask for help when I need it
- ☐ I enjoy exploring and finding out new things
- ☐ I show respect for people, places and things
- ☐ I enjoy play at activities alongside others
- ☐ I understand simple rules and boundaries
- ☐ I can talk about being happy, sad, cross and worried
- ☐ I can talk about what I am doing and share my ideas
- ☐ I can go to the toilet and wash my hands by myself

I start

I build

Centre Skills

- ☐ I can cut and stick
- ☐ I have a love of books, stories and rhymes
- ☐ I can describe some of my emotions and feelings
- ☐ I can participate in adult led games and activities
- ☐ I like to join in with counting things and sing number rhymes
- ☐ I can draw meaningful pictures and make marks to represent my own writing
- ☐ I can make choices and direct my own learning
- ☐ I can play with others in a group
- ☐ I play imaginatively and make up my own games
- ☐ I can follow instructions
- ☐ I can hold conversations with familiar adults and my friends
- ☐ I can describe some of my emotions and feelings
- ☐ I can take turns and wait for a while

Centre Skills build on the foundation skills and offer children broad experiences which will set them up for successful achievement of the top level skills once fully embedded. Return to the Foundation Skills if you child would benefit from strengthening these as it will help them in the long term.

These are crucial to develop first as they provide children with a firm base from which to build on. Play frequent and fun games around these core skills so that children have a firm foundation for learning.

Practical advice to give your child the best start

Ideas from your teachers – booklet to be sent home

- Starting Infant School is an exciting new chapter in your child's life. We are aware of the importance of this big step, and are dedicated to helping children settle in quickly and start enjoying school life.
- At Walsh, we understand that it can feel daunting when your child starts 'big school', so we have compiled some helpful tips about the learning behaviours we try to foster in EYFS and some ideas to get your child off to a great start in developing these skills.



Social skills



Teach the language of feelings



Listening and communication



Practise greetings



Develop a love of books



Independence



Concentration



Key practical skills for school

There's a whole range of practical skills that will come in handy during a busy school day. If children have practised each of these before they start school, it can help them to be independent and feel confident:

- **Recognising their name** – please label all their clothes
- **Going to the toilet on their own** and washing hands
- **Putting their coat and shoes on** - learning to be independent
- **Dressing** – this is another key skill that will really help us.
- **Eating** – whether having a school or a packed lunch, helping your child prepare for lunchtime is very beneficial.

Not all children develop at the same pace.

- If your child can't do all these things perfectly before they start school, don't panic, we always get to know them and start their learning where they are and they will get there in the end with your help and encouragement. Do let us know about any concerns and that way we will be ready to help.

Our approach -

- Our approach to learning is through structured play where we cover the seven areas of learning –
- The 3 prime areas:
 - communication and language
 - physical development
 - personal, social and emotional development
- The 4 specific areas:
 - literacy
 - maths
 - understanding the world
 - expressive arts and design
- **The children have access to all these areas of learning both inside and outside the classroom**




Autumn Term One – Marvellous Me

Our curriculum is designed to inspire a love of learning through interesting and exciting topics. Although we have a plan for the year, we do base our learning on the interests of the children .



The colour monster



All about me and my family



Traditional tales



During the first term we will invite you to a phonic workshop to share how we teach early reading and hopefully can invite you into school for reading sessions with your child.

Welcome to our Walsh family.

- PTA
- Family events
- Phonics workshop Wednesday 4th October 9am, 2.30pm
- Open mornings
- Class Assemblies
- Library and reading helpers
- Open door
- Parent meetings – November and March

A few things to highlight

- Absence from school – always phone the office
- Book bags – please bring into school everyday and check every evening
- Holidays in term time – this is discouraged
- Jewellery – children are only allowed to wear small stud earrings and not for PE
- Newsletters- these are full of information and are sent weekly
- School dinners- we would encourage all children to have a school dinner and can help support them if they need help trying new foods.
- Any concerns or worries please speak to your class teacher so we can support you or speak to or email the office and they will pass your message to the class teacher.